

GRADE 4

CAPS
ALIGNED

TERM 2

TEST BUNDLE

PREVIEW



Grade 4 English HL Term 2 Test

QUESTION 1: READING COMPREHENSION (10 MARKS)

1. Read the passage below and answer the questions that follow.

The Friendly Elephant

Once upon a time, in a lush green jungle, there lived a friendly elephant named Ellie. Ellie was known for her gentle nature and kind heart. She loved spending her days strolling through the forest, greeting her friends and helping anyone who needed it.



One sunny morning, as Ellie was enjoying a peaceful walk, she heard a loud cry for help. She hurried towards the sound and found her friend, Sammy the squirrel, stuck in a thorny bush. Sammy had been trying to reach some delicious berries when he got caught in the thorns.

Without hesitation, Ellie used her strong trunk to carefully lift Sammy out of the bush. Sammy thanked Ellie with a grateful smile and promised to be more careful next time. From that day on, Sammy and Ellie became the best of friends, always looking out for each other in the jungle.

One afternoon, as they were playing near the river, they heard a strange rustling in the bushes. A little deer, Daisy, came running out, her eyes wide with fear. "Ellie, Sammy! A big storm is coming, and the river is rising fast!" she cried.

Ellie looked up at the sky and saw dark clouds rolling in. The wind began to howl, and the trees swayed dangerously. "We need to warn the others and find a safe place to stay," Ellie said.

Sammy quickly climbed to the top of the tallest tree and called out to the other animals. "Everyone, hurry to the big cave near the waterfall!" he squeaked. The animals rushed to safety as Ellie guided the smaller creatures, carrying them back.

The rain poured heavily, and the river overflowed, but thanks to Ellie's quick thinking, all the animals stayed safe inside the cave. As the storm passed, the animals for Ellie and Sammy, thanking them for their bravery.

From that day on, Ellie was not only known as the friendly elephant but also as the protector of the jungle. And no matter what challenges came their way, Ellie, Sammy and their friends always stuck together, ready to help anyone in need.

1.1. What is the setting of the story?

1.2. How is Ellie described?

© DesigningMinds

QUESTION 4: LANGUAGE STRUCTURES AND CONVENTIONS (30 MARKS)

4. Answer the following language questions. Check your spelling.

4.1. Change the simple present tense sentence to the simple past and simple future tense. (2)

Simple Present Tense: Tamara plays with Tom after school.

a) Simple Past Tense:

b) Simple Future Tense:

4.2. Rewrite the sentence below, by using the correct punctuation. (2)

ellie played with her friends Sam lee and Ben all day.

4.3. Identify whether the following verbs are transitive or intransitive. Circle the correct answer. (2)

a) She ate the apple. Transitive / Intransitive

b) The bird sang beautifully. Transitive / Intransitive

4.4. Match the proverb or idiom with its meaning. Underline the correct answer. (1)

A penny saved is a penny earned.

- a) It's better to save money than to spend it recklessly.
b) People are often judged by the company they keep.

4.5. Identify whether the following sentences contain a simile or metaphor. Circle the correct answer. (2)

a) Her smile was like sunshine. (Simile/Metaphor)

b) The world is a stage. (Simile/Metaphor)

4.6. Identify the finite and infinite verbs in the following sentence. (1)

She loves to dance.

Finite: -----

Infinite: -----

(10)
TOTAL MARKS: 40

© DesigningMinds

7

QUESTION 2: VISUAL

2. Have a look at the advertisement below.



2.1. Who is advertising the meal?

2.2. What is the name of the meal being advertised? (1)

2.3. What all is included in the box? (1)

2.4. The word 'sml' is an example of what. (1)

- a) abbreviation
b) metaphor
c) noun
d) adjective

2.5. Who is the target market for this advertisement? Underline your answer. (1)

- a) Adults only
b) People who are on strict diets.
c) Children under the age of 18.
d) People who enjoy fast food and a great deal.

2.6. What does the meal cost? (1)

© DesigningMinds

4

- Reading comprehension (15)
- Visual text (10)
- Summary (5)
- Language structures & conventions (10)

Test Total: 40
Number of pages: 9



Grade 4 Afrikaans FAL Term 2 Test

VRAAG 1: LITERÊRE/ NIE-LITERÊRE TEKS (15)

1. Lees die teks en beantwoord die vrae wat volg.

- 1 Die son skyn helder in die hemel.
- 2 Dit is 'n pragtige dag.
- 3 Dit is 'n vrydag.
- 4 Die kinders speel in die park en lag vrolik.
- 5 Piet sit op die bank en kyk na hulle.
- 6 Hy wil graag saam met hulle speel, maar hy is moeg.
- 7 Hy het die oggend vroeg opgestaan om sy huiswerk te doen.
- 8 Sy ma het hom gehelp met die wiskunde, maar dit was moeilik.
- 9 Piet is bly die skool is oor vir die dag.
- 10 Hy kan nou rus en speel.



1.1. Omkring die letter langs die korrekte antwoord. (1)

Watse soort dag is dit? Dit was 'n dag.

- a) Koue
- b) Winderige
- c) Pragtige
- d) Somber

1.2. Omkring die letter langs die korrekte antwoord.

Waar speel die kinders?

- a) Die Park
- b) By die skool
- c) By sy huis
- d) Buite

1.3. Watter dag van die week is dit?

1.4. Is die volgende sin Waar of Vals?

Piet speel met hulle.

Waar Vals

© DesigningMinds

VRAAG 4: TAAL IN KONTEKS (20)

4. Antwoord die taal vrae.

4.1. Gee die meervoud vir hond. (1)

Een hond, baie

4.2. Skryf die sinoniem vir 'vrolik' in sin 4. (1)

Vrolik -

4.3. Skryf die teenoorgestelde van warm. (1)

4.4. Vul die regte voornaamwoord in die volgende sin in. (1)

Anna het 'n bal. Dit is haar bal. Die bal is

4.5. Verbind die volgende twee sinne met die voegwoord, want. (1)

Anna is baie gelukkig. Oupa koop roomys.

4.6. Onderstreep die bywoord in die volgende sin. (1)

Anna het die hardste gelag.

4.7. Vul die leesteken(s) in die volgende sin. (1)

het jy al ge-eet

4.8. Voltooi die sin deur die regte voorsetsel in te voeg. (1)

Daar is lekker warm kos die pot.

4.9. Kies die korrekte spelling. (1)

Anna se ma maak mieliepap en eiers vir (ontbyd / ontbyt) om tee et.

4.10. Maak die sin negatief. (1)

Die hond is baie vriendelik.

4.11. Skryf die volgende sin in die verlede tyd. (1)

Die boer plant die mielies.

© DesigningMinds

6

VRAAG 2: VIS

2. Kyk na die prent en beantwoord die vrae



2.1. Watter dier is in die prent?

Dit is 'n

2.2. Voltooi die volgende sin. (1)

ronde reghoek driehoek

Die vorm van die sokkerbal is 'n

2.3. Omkring die regte antwoord. (1)

Die seun lees 'n

selfoon boek

2.4. Omkring die regte letter. (1)

Watter tipe motor is in die sandbak?

- a) Van
- b) Skool bus
- c) Kar
- d) fiets

2.5. Onderstreep die regte antwoord. (1)

Die seuntjie met die swart hare (staan / sit).

2.6. Hoeveel kinders sien jy op die prent? (1)

Daar is kinders op die prent.

© DesigningMinds

4

- Begripstoets (15)
- Visuele teks (10)
- Opsomming (5)
- Taalwerk (20)

Test Total: 50
Number of pages: 9



Grade 4 Life Skills PSW Term 2 Test

QUESTION 1

1. Read the text below and answer the questions that follow.

The Soccer Match

Emily loved playing soccer. She was part of the school soccer team and always looked forward to their matches. Last Saturday, they had an important match against a rival school. Emily was excited and a little nervous.



During the game, Emily tried her best, but the other team was strong. They scored several goals, and Emily's team was losing. Emily felt frustrated. She wanted to help her team, but it seemed like everything she did was not enough.

Near the end of the game, Emily accidentally tripped and fell. She felt embarrassed as some of the players from the other team laughed. Her feelings were hurt. She wanted to cry, but she held back her tears.

After the game, Emily's coach praised her for her efforts. He told her that everyone makes mistakes and that it's important to learn from them. Emily felt a little better, but she was still upset about what happened.

1.1. Why did Emily feel two different emotions at the start of the game? Name both emotions and explain why she felt each one. (2)

.....

1.2. How did Emily react when her team started losing? How do you think she handled her frustration in a positive way?

.....

1.3. What emotion did Emily feel when she fell?

.....

1.5. How did Emily's coach help her feel better? Why is it important to receive feedback after a difficult experience?

.....

©DesigningMinds

QUESTION 4

4.1. Complete the table below by filling in one responsibility that is associated with the right listed in the first column.

Right	Responsibility
The right to an education.	a) (1)
The right to health care.	b) (1)

4.2. Explain why having bossy people in a group may be a challenge. (1)

.....

4.3. What can you do if there is someone in your group that is not contributing ideas or helping the group in any way? (2)

.....

4.4. List TWO benefits of working in a group. (2)

.....

4.5. Decide whether each of the following statements is true or false. If it is true, then write True. If false, then correct the statement. (1)

a) Everyone must enjoy group work.

.....

b) Part of the South African Constitution is dedicated specifically to children. (1)

.....

4.6. Give an example of when you were part of group work. (1)

.....

1101
 GRAND TOTAL: 30

©DesigningMinds

5

QUESTION 3

3. Look at the picture and answer the questions:



3.1. After reading the text messages below, what type of bullying are they talking about? (1)

.....

3.2. Give a definition of your answer in 3.1. (1)

.....

3.3. Name TWO things that the girls can do about their friend being bullied. (2)

.....

3.4. Name TWO things that you can do if you are being bullied (2)

.....

3.5. Why is it important not to hide your feelings? (1)

.....

181

©DesigningMinds

4

- Understanding emotions
- Working in a group
- Bullying
- Children's rights & responsibilities

Test Total: 30

Number of pages: 7



Grade 4 History Term 2 Test

QUESTION 1: MULTIPLE CHOICE

- 1.1. Multiple choice. Underline the correct answer.
- 1.1. Who is known for being a good leader and working for the good of others? (1)
- Nelson Mandela
 - Adolf Hitler
 - Saddam Hussein
 - Joseph Stalin
- 1.2. What quality does a good leader have? (1)
- Being selfish
 - Listening to people
 - Working alone
 - Shouting at others
- 1.3. Why is Nelson Mandela considered an example of a good leader? (1)
- Because he was perfect.
 - Because he was popular
 - Because he worked for the good of others
 - Because he shouted at others
- (3)

QUESTION 2: TRUE OR FALSE

2. True or False. Place a cross over the correct box.
- 2.1. Being a good leader means always being popular.
- | | |
|------|-------|
| True | False |
|------|-------|
- 2.2. Mahatma Gandhi showed courage and dedication.
- | | |
|------|-------|
| True | False |
|------|-------|
- 2.3. Good leaders always work alone without a team.
- | | |
|------|-------|
| True | False |
|------|-------|
- 2.4. Nelson Mandela is an example of a leader who showed courage and dedication.
- | | |
|------|-------|
| True | False |
|------|-------|

©DesigningMinds

4.4. Name and discuss a quality that you think Tess could develop to be a good leader? (1)

4.5. Complete the sentence. If I was a leader of the class I would be: (1)

(5)

QUESTION 5

5. This adapted extract explains some of Gandhi's experiences in South Africa since 1893. Read the extract and answer the questions that follow.

Mahatma Gandhi left his family behind in India and set off for South Africa, arriving in British-governed Natal in 1893. It was in South Africa that Gandhi transformed (changed) from a very quiet and shy man to a resilient (strong) and potent (powerful) leader against discrimination.



When Gandhi boarded the first train of his journey at the Pietermaritzburg station, railroad officials told Gandhi that he needed to be transferred to the third-class passenger carriage, the first class coaches on trains were kept for whites only. When Gandhi refused to move, policemen came and threw him off the train. Gandhi decided that he could not let these injustices (discrimination) continue and he was going to fight to change this situation. He spent the next twenty years working to better Indian's rights in South Africa, Gandhi became the leader of the Indian community in South Africa.

5.1. What do you understand about the term injustice? (2)

5.2. Explain in your own words why he was thrown out of the train. (2)

5.3. According to the information, what did Gandhi do to better the lives of the Indians? (1)

(5)

©DesigningMinds

5

4. The teacher of a grade 4 class has a term. They have to choose between the conversations that the learners they have to say and then, using your make a decision about who you think the questions that follow.

Xola respects everyone in our class. He listens to what we say and he is not afraid to say what is right, even when others do not agree.

All the teachers know Layla's parents. They do a lot for the school. Let's make Layla class leader because then we will get whatever we want.



4.1. Who do you think will be the best leader for the class? (1)

4.2. What are the two qualities that make him/her a good leader? (1)

4.3. Who do you think will not be a suited leader? Explain why. (1)

©DesigningMinds

4

- Learning from leaders
- Qualities of a good leader
- The life story of Nelson Mandela & Mahatma Gandhi

Test Total: 30
Number of pages: 9

Dm

Grade 4 Geography Term 2 Test

QUESTION 1

1.1. What is a key used for on a map? (1)

1.2. Draw a simple map of a farm and include a key with at least three symbols and their meanings. (12/2 = 6)

Criteria	3 marks	2 marks	1 mark	0 marks
Accurate depiction of a farm map				
Inclusion of key with at least 3 symbols				
Symbols clearly labelled and explained				
Neatness and organisation				

(7)










©DesigningMinds

Map Skills

- Symbols & keys
- Grid references
- Compass directions
- Map of SA (provinces/main cities/towns/ sea and land)

QUESTION 5

5. Match the plan view in column B with the side view in column A. Fill in the correct letter in the table provided below. (2)

Column A: Side view	Column B: Top view
5.1. 	A 
5.2. 	B 
5.3. 	C 
	D 

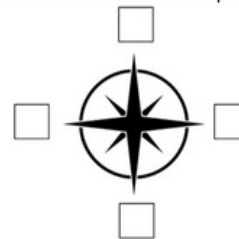
5.3. _____ 5.4. _____ (2)

finds

6

QUESTION 2

2.1. Label the compass directions (N, S, E, W) on the compass below. (4)

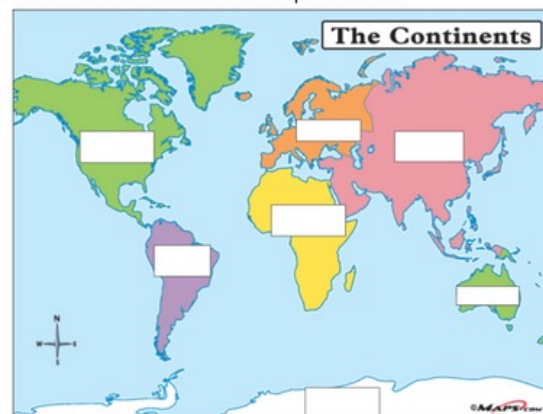


(4)

QUESTION 3

3.1. Explain why a map of the world is flat even though the world is round. (2)

3.2. Locate and name the continents on a map of the world. (2)



(4)

©DesigningMinds

4

Test Total: 30

Number of pages: 10



Grade 4 NST Term 2 Test

QUESTION 2

2.1.1. True or false. Heating causes solids to change to liquids. (1)

True

False

2.2.1 True or false. Water evaporates, condenses, freezes, and melts in the water cycle. (1)

True

False


2.2. Fill in the Blanks

2.2.1. Heating causes solids to change to _____ (liquids/gases) (1)

2.2.2. Water _____ to form clouds in the water cycle. (evaporates/condenses) (1) (4)

QUESTION 3

3. Draw and label the water cycle in the space below. Use arrows to show the direction of the flow of water and label it, using the following headings: evaporation, condensation, precipitation and collection.







(5)

©DesigningMinds

3

QUESTION 7

7. Look at the following pictures and name the state of matter that occurs in each picture.

 Refer to the substance inside the bottle.	7.1.
 Refer to the substance inside the balloon.	7.2.
 Refer to the actual glass.	7.3.
 Refer to the substance inside the bottle.	7.4.
	7.5.

(5)

©DesigningMinds

6

4.1. Give an example of a r

4.2. Name 4 properties of

5. Different structures ha their functions.

carport



5.1. A structure that can enclose things (keep them in). _____ (1)

5.2. A structure that can protect or cover something. _____ (1)

5.3. A structure built to support. _____ (1)

5.4. A structure built to support. _____ (1)

5.5. Which of the following structures is a shell structure and which one is a frame structure.

a) A cup: _____ (1)



b) A bicycle: _____ (1)

©DesigningMinds

Test Total: 40

Number of pages: 9

4

- Solids, liquids, gases, change of state
- The water cycle
- Raw and manufactured materials
- Properties of materials
- Strengthening materials
- Strong frame structures

Dm

Grade 4 Mathematics Term 2 Test

QUESTION 1: WHOLE NUMBERS

1. Look at the following number before answering the questions that follow.

6 459

- 1.1. Round off the number to the nearest 100. (1)

- 1.2. Write this number in words. (1)

- 1.3. Is this number odd or even? (1)

- 1.4. What is the place value of the 4 in this number? (1)

- 1.5. Is 6 549 bigger or smaller than the number above? (1)
 bigger smaller

(5)

QUESTION 2: ADDITION & SUBTRACTION

2. Find the answers for each of these sums:

2.1. $4\,397 + 3\,413$

2.2. $6\,205 - 2\,967$

© DesigningMinds

3.3. 57×29

3.4. Use the method of doubling and halving
 67×32

(13)

QUESTION 4: NUMERIC PATTERNS

4. Figure out what each of the placeholders in these number sentences are.

a) $82 + \heartsuit = 140$ $\heartsuit = \underline{\hspace{2cm}}$	b) $\circ + 92 = 130$ $\circ = \underline{\hspace{2cm}}$
c) $80 - \triangle = 59$ $\triangle = \underline{\hspace{2cm}}$	d) $\square - 26 = 54$ $\square = \underline{\hspace{2cm}}$
e) $77 + \text{☺} = 150$ $\text{☺} = \underline{\hspace{2cm}}$	f) $90 - \text{⬡} = 19$ $\text{⬡} = \underline{\hspace{2cm}}$

(6)

© DesigningMinds

4

QUESTION 5: GEOMETRIC PATTERNS

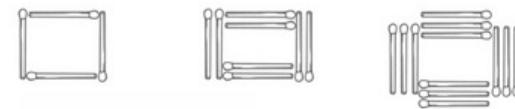
5.1. Look at the pattern below and answer the questions that follow:



- a) Describe the pattern in words. (1)

- b) What are the next two parts of the pattern? (2)

5.2. Look at the given pattern below and answer the questions that follow:



- a) Describe the pattern in words. (2)

- b) How many matches will the 4th square need? (1)

- c) Complete the table below. (3)
- | Square | 1 | 2 | 3 | 4 | 5 |
|-------------------|---|---|---|---|---|
| Number of matches | | | | | |
- d) Write a number sentence to describe this pattern. (2)

(11)

© DesigningMinds

5

- Whole numbers
- Addition & subtraction
- Division & multiplication
- Numeric patterns
- Geometric patterns
- Word problems

Test Total: 50

Number of pages: 9

