

GRADE 4

TERM 1

TEST BUNDLE

PREVIEW



Grade 4 English FAL Term 1 Test 1 & 2

SECTION A: READING COMPREHENSION (15 MARKS)

1. Read the passage below and answer the questions that follow.

Sarah's Fun Picnic Day



Last Saturday, Sarah's family decided to have a special day out and planned a picnic in Greenfield Park. Early in the morning, Sarah helped her mom pack a big basket with yummy sandwiches, fresh fruit, cheese sticks, and bottles of orange juice. She was especially excited because they also brought a surprise treat—her mom's famous chocolate chip cookies!

When they arrived at the park, the sun was shining, and the sky was a clear, bright blue. Sarah and her older brother, Tom, couldn't wait to play. They raced to the playground like two excited puppies. They spent a long time climbing the jungle swinging high on the swings, and racing down the big slide. Their laughter filled the air, and even some birds seemed to sing along.

Meanwhile, their parents spread out a cozy picnic blanket under a big, shady tree, close to a small pond where ducks were swimming. Sarah's mom waved them over when lunch was ready, and the family gathered on the blanket. They enjoyed sandwiches and fruit, chatting and laughing together. The chocolate chip cookies were the best part, and everyone had two!

After lunch, they watched the ducks and played a game of catch. As the afternoon breeze began to cool, Sarah felt happy and grateful. It had been a wonderful day filled with fun, good food, and family time. She hoped they would have another soon.

It was truly a perfect day for a picnic, and Sarah couldn't wait to tell her friend about it.

©DesigningMinds

SECTION C: LANGUAGE IN CONTEXT (15 MARKS)

3. Answer the following language questions.

3.1. Punctuate the following sentences: (2)

a) have you seen my new bike

b) in my pencil case i have rulers a pencil and an eraser

3.2. Underline the verbs in the sentences. (2)

a) The dentist grabbed the light.

b) The bird flew to its nest.

3.3. Add prepositions to complete these sentences. (2)

a) The dog jumped _____ the bed.

b) The cat is sleeping _____ the tree.

3.4. Correctly spell the plurals of these words. (2)

a) Blanket

b) Dentist

c) Bus

d) Chalk

3.5. Circle the proper nouns in this sentence. (2)

Mr Benn called Hannah, Steven and Lungile to the front of the class.

3.6. Change the words in brackets to a pronoun. (2)

a) (Mark, Taylor, Henry and I) are all going to the dentist next week.

b) (Lisa) came to visit (Nico and I)

3.7. Change this sentence into the present tense. (1)

He was eating his lunch.

©DesigningMinds

10

SECTION B: VISUAL

2. Study the image below and



2.1. What is the name of the brand featured in this advertisement? (1)

2.2. What is the slogan? (1)

2.3. Name the colours of the toothpaste. (1)

2.4. Put the colours in question 2.3. in alphabetical order. (1)

©DesigningMinds

8

- Includes Narrative Essay writing (20 marks) AND

Test:

- Reading comprehension
- Visual text
- Language structures and conventions

Test Total: 40

14 Pages

Dm

Grade 4 English HL Term 1 Test 1

QUESTION 1: READING COMPREHENSION (15 MARKS)

1. Read the passage below and answer the questions that follow:

The Rainbow Fish

Once upon a time, in the deep blue sea, there lived a beautiful fish named Rainbow Fish. He had shiny, silver scales that glittered in the sunlight. However, Rainbow Fish was not friendly. He never played with the other fish in the sea and always swam alone.



One day, a small blue fish approached Rainbow Fish and asked, "Can I have one of your shiny scales?" Rainbow Fish was shocked. He replied, "No, I cannot give you my scales. They make me special."

The small blue fish swam away sadly. Rainbow Fish felt a bit lonely, watching the other fish play together. Later, he went to the wise old octopus for advice. The octopus told Rainbow Fish, "Sharing your scales will make you happy and bring you friends."

Rainbow Fish thought about it and decided to share his shiny scales with the other fish. As he shared his scales, something magical happened. His scales started to multiply, and soon, all the fish in the sea had shiny, glittering scales. Rainbow Fish realized that sharing made him happier than having shiny scales.

1.1. Who is the main character in the story?

1.1. Describe Rainbow Fish's scales.

1.2. What is the opposite of 'friendly' in paragraph 1?

1.3. Why did Rainbow Fish initially refuse to share his scales?

©Designingminds

QUESTION 3: LANGUAGE (15 MARKS)

3. Answer the following questions.

3.1. Match the words with their meanings: Write the letter next to the number. (5)

Defintion	Meanings
2.1.1. Glittered	A. Came near
2.1.2. Lonley	B. Shone with a sparkling light.
2.1.3. Multiply	C. Increased in number.
2.1.4. Approached	D. Felt isolated and without companionship.
2.1.5. Special	E. Unique and different from others.

2.1.2.	2.1.2.	2.1.3.	2.1.4.	2.1.5.
--------	--------	--------	--------	--------

3.2. Identify the nouns in the following sentence: (1)

The cat chased the mouse under the table.

----- (1)

3.3. Replace the underlined word with a pronoun. Rewrite the sentence: (1)

Sarah lost her pencil, and Sarah was very upset.

----- (1)

3.4. Choose the correct verb to complete the sentence: (1)

The dog ____ across the yard.

- a) runs
- b) run
- c) running

3.5. Identify the adverb in the sentence: (1)

She sang beautifully at the concert.

----- (1)

3.6. Choose the correct conjunction to complete the sentence: (1)

I wanted to go swimming, _____ it started to rain.

- a) but
- b) and
- c) or

©Designingminds

6

QUESTION 2

2. Have a look at the advertisement



2.1. What is the name of the shop who made this advertisement? (1)

----- (1)

2.2. What is the shop advertising? (1)

----- (1)

2.3. What is the discount that you can get? (1)

----- (1)

2.4. You want to go look online at the fish. What is the website you use? (1)

----- (1)

©Designingminds

4

- Reading comprehension (15)
- Visual text (10)
- Language structures and conventions (15)

Test Total: 40
10 Pages

Dm

Grade 4 English HL Term 1 Test 2

QUESTION 1: READING COMPREHENSION (15 MARKS)

1. Read the passage below and answer the questions that follow.

The Pancake Adventure

It was a sunny Saturday morning, and Hannah decided to surprise her family with breakfast. She found her grandmother's old recipe book and chose to make fluffy pancakes. She read through the recipe carefully and gathered all the ingredients.

Hannah's Pancake Recipe:

- 1 cup of flour
- 1 cup of milk
- 1 egg
- 1 tablespoon of sugar
- 1 teaspoon of baking powder
- A pinch of salt



Instructions:

1. In a large bowl, mix the flour, sugar, baking powder, and salt.
2. In another bowl, whisk the milk and egg together.
3. Slowly pour the wet ingredients into the dry ingredients, stirring gently until the mixture is smooth.
4. Heat a pan on the stove and add a little butter.
5. Pour a small amount of batter into the pan and cook for 2 minutes, then cook the other side.
6. Repeat until all the batter is used.

Hannah followed the recipe step by step. Soon, the kitchen was filled with the delicious smell of pancakes. She arranged the golden pancakes on a plate and topped them with syrup and fresh fruit. Her family was thrilled! They ate together, and enjoying the wonderful breakfast. Hannah felt proud of her effort and she would cook more often.

1.1. What is the title of the story?

1.2. What does the word "gathered" mean in the first paragraph?

1.3. Underline the adjectives in the following sentence:

She found her grandmother's old recipe book and chose to make fluffy pancakes.

©Designingminds

Statement Question

3.7. The following sentence is an example of a. (1)

She runs as fast as a cheetah.

- a) Simile
- b) Metaphor
- c) Alliteration
- d) Assonance

3.8. The following sentence is an example of. (1)

His room was a pigsty after the party.

- a) Simile
- b) Assonance
- c) Alliteration
- d) Metaphor

3.9. What does the idiom "break the ice" mean? (1)

3.10. Write a synonym for the following word. (1)

Big - _____

3.11. Add the missing punctuation. (1)

she bought apples oranges and bananas

3.12. Underline the personal pronouns. (1)

I gave him a book, and he liked it.

3.13. Fill in the correct possessive pronoun (my, your, his, her, its, our, their). (1)

The dog licked _____ lips.

3.14. Join these two sentences with **because** to form a complex sentence. (1)

I stayed home. It was raining.

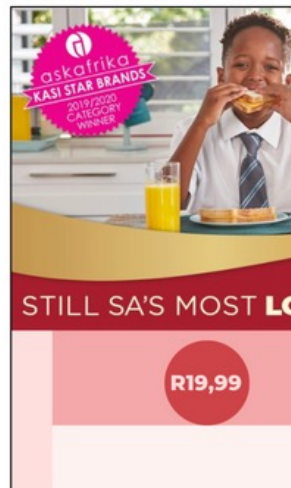
1151

©Designingminds

6

QUESTION 2:

1. Have a look at the advertisement below.



2.1. What product is being advertised? (1)

2.2. What is the name of the brand? (1)

2.3. How much does a loaf of bread cost? (1)

2.4. True or false: The target market for this advert is newborns. (1)

True False

2.5. What is special about the bread in this advert? (1)

2.6. Describe the expressions of the children in the advert. What do their smiles tell us about the bread? (1)

©Designingminds

4

- Reading comprehension (15)
- Visual text (10)
- Language structures and conventions (15)

Test Total: 40
9 Pages

Dm

Grade 4 Afrikaans FAL Term 1 Test 1

VRAAG 1: LITERÊRE/ NIE-LITERÊRE TEKS (15)

1. Lees die teks en beantwoord die vrae wat volg.

Woord	Betekenis
troeteldierwinkel	pet shop
dorp	town
kleurryke	colourful
verskillende	different
glinsterende	shiny
opwindig	excitement
kwetter	happily
toonbank	counter
speelgoed	toys

Die Troeteldierwinkel

Daar is 'n troeteldierwinkel in die dorp.

Dit het kleurryke plakkate van verskillende diere in die vensters.

Binne is daar hokke met hase, wat rondspring en aan wortels knaag.

Daar is ook 'n akwarium met glinsterende vissies wat ronddryf.

In 'n ander hoek is daar hondjies van alle grotes en rasse, wat blaf en spring van opwindig.

Teen die agterste muur is daar voelhokke met pragtige voëls wat vrolik kwetter.

By die toonbank is daar 'n vriendelike dame wat klante help.

Sy vertel hulle van die diere en hoe om goed vir hulle te sorg.

Sy stel ook die beste kos en speelgoed vir die troeteldiere voor.



1.1. Wat is die titel van die storie? (1)

1.2. Waar is die troeteldierwinkel? (1)

Die troeteldierwinkel is in die _____.

designingminds.co.za

2

VRAAG 3: TAAL IN KONTEKS (15)

3. Antwoord die volgende vrae.

3.1. Skryf die meervoud vir die volgende diere. Voltooi die tabel. (2)

Vis	
Spinnekop	
Voël	
seekoei	

3.2. Omkring die werkwoord in die volgende sin:
Die hond speel in die tuin. (1)

3.3. Skryf die antoniem vir "groot." (1)

3.4. Plaas die volgende woorde in alfabetiese volgorde: (1)

aap, seekoei, leeu, olifant

3.5. Skryf 'n sin met die woord "vinnig" daarin. (1)

m sal jy daardie troeteldier kies? (1)

(1)

(15)

VRAAG 2: VISUELE TEKS (10)

2.1. Lees die advertensie en beantwoord die vrae wat volg.

2.1. Omkring die letter langs die korrekte antwoord. (1)

Wat verkoop die advertensie?

- 'n selfoon
- 'n slimhorlosie
- 'n selfoon en 'n slimhorlosie
- Kos

2.2. Hoeveel kos dit? (1)

Dit kos _____.

2.3. Omkring die regte antwoord. (1)

Die tipe foon is _____.

designingminds.co.za

4

- Begripstoets (15)
- Visuele teks (10)
- Taalwerk (15) (Werkwoorde, meervoude, alfabetiese volgorde, sinonien en antonieme, tipe sinne, punktuasie, voegwoorde, tye)

Test Total: 40
10 Pages

Dm

Grade 4 Afrikaans FAL Term 1 Test 2

VRAAG 1: LITERÊRE/ NIE-LITERÊRE TEKS (15)

1. Lees die volgende gesprek en beantwoord die vrae:

Woord	Betekenis
kersfees	christmas
opgewonde	excited
gunsteling	favourite
geskenke	presents
versier	decorate
kersboom	Christmas tree

Kersfees Geselskap

Jani: "Ek kan nie glo dit is Kersfees volgende week nie! Ek is so opgewonde!"

Liam: "Ja, ek ook! Ek hou die meeste van die kos. Wat is jou gunsteling Kersfeesete?"

Jani: "Ek hou baie van die tert wat my ma maak. En natuurlik die gepoetse. Die heerlike vetkoekies en die hoender. Wat van jy?"

Liam: "Ek geniet die tamatie- en mozzarellasalade. Maar ek hou ook van die kersnag ete — die pannekoekie wat ons eet na ons kerkdiens. Wat is jou gunsteling deel van Kersfees?"

Jani: "Ek dink ek hou die meeste van die geskenke en die bederf. Ons maak altyd lekker koekies en die kinders help my ma om die huis te versier. Ons sit die kersboom op en maak die liggies aan. Wat van jou?"

Liam: "Ek hou daarvan om saam met die familie te wees. En ek geniet dit om die aand by die kersboom te sit en lekker stories te vertel."

Jani: "Ja, ek is mal oor die stories wat my ouma vir ons vertel. Kersfees is regtig spesiaal."



1.1. Wat is die titel van die storie? (1)

1.2. Hoeveel kinders praat in die dialoog? (1)

1.3. Wat is Jani se gunsteling Kersfeesete? (2)

© DesigningMinds2025

2

MEMO GR4 AFRIKAANS FAL TI TOETS 2

VRAAG	ANTWOORD	MERK	LEERDER SE MERK
VRAAG 1: BEGRIPSTOETS			
1.1.	Kersfees Geselskap	1	
1.2.	Daar is twee kinders in die dialoog	1	
1.3.	Jani se gunsteling Kersfeesete is tert, gepoetse, vetkoekies, en hoender.	2	
1.4.	Onwaar	1	
1.5.	Jani se gunsteling deel van Kersfees is die geskenke en die bederf.	2	
1.6.	Jani help haar ma om die huis te versier en koekies te bak.	1	
1.7.	b) Familie tyd	1	
1.8.	Jani	1	
1.9.	c) gunsteling	1	
1.10.	presentjies	1	
1.11.	koekie	1	
1.12.	tamatie	1	
1.13.	Dit was kersfees volgende week.	1	
		Totaal: _____/15	

VRAAG 2: VISUELE TEKS

2.1. c) Speelgoed ry

2.2. Donderdag, 5 Desember.

VRAAG 2: VISUELE TEKS (10)

2. Kyk na die plakkaat en beantwoord die vrae wat volg.



2.1. Omkring die regte Antwoord. Ddie plakkaat gaan oor:

- a) Speelgoed om te koop
- b) foto's met Kersvader
- c) Speelgoed ry
- d) 'n nuwe winkel

2.2. Wanneer is die speelgoedrit? (1)

2.3. Waar is die speelgoedrit? (1)

© DesigningMinds2025

4

Totaal: _____/6

7

- Begripstoets (15)
- Visuele teks (10)
- Taalwerk (15) (Byvoeglike naamwoorde, sinoniem en antonieme, enkelvoud, tye, selfstandige naamwoorde, alfabetiese volgorde, stelsin, vraagsin, bevelsin, uitroepsin, meervoude, verkleiningsvorm)

Test Total: 40
9 Pages

Dm

Grade 4 Life Skills PSW Term I Test I

QUESTION 2: FILL IN THE BLANKS

2. Fill in the Blanks. Use the words in the box below to help you.

Respect communicate proud touching

- 2.1. One of my personal strengths is _____ (1)
- 2.2. To avoid conflict, it is important to _____ clearly. (1)
- 2.3. Respecting others' bodies means not _____ them without permission. (1)
- 2.4. It is important to be _____ of yourself when you have achieved something. (1)
- 2.5. It is important to have _____ for your own body. (1)
- (5)

QUESTION 3: SHORT ANSWERS

3. Answer the following questions.

- 3.1. List TWO basic hygiene practices. (2)

3.2. Explain why it is important to identify and appreciate your own strengths.

3.3. Describe ONE way to respect others' bodies.

3.4. Give an example of a conflict situation at school and a useful response to it.

DesigningMinds

QUESTION 4

4. Reflect on a less successful experience and turn it into a positive learning experience.

5. Read the following case study

Thabo always gets into arguments during group activities. One day, his teacher advised him to avoid conflicts and respect each other's ideas. Thabo listened carefully and decided to try some of the strategies.



5.1. Why is it important for Thabo to avoid conflicts during group activities? (2)

5.2. List TWO strategies Thabo can use to avoid conflicts. (2)

5.3. How can respecting others' ideas improve Thabo's group work experience? (2)

(6)
GRAND TOTAL: 30

DesigningMinds

4

MEMORANDUM G4 LS PSW TI TEST I

QUESTION	ANSWER	MARK	LEARNER'S MARK
QUESTION 1: MULTIPLE CHOICE			
1.1.	b) Washing hands before meals	1	
1.2.	c) Getting enough sleep	1	
1.3.	c) Talk calmly to resolve the issue	1	
1.4.	a) Eating healthy food	1	
1.5.	b) Winning a sports match	1	
1.6.	b) Listening to others	1	
		Total: _____/6	
QUESTION 2: FILL IN THE BLANKS			
2.1.	Learners can fill in their own strength, e.g. kindness, being good at math, etc.	1	
2.2.	communicate	1	
2.3.	touching	1	
2.4.	proud	1	
2.5.	Respect	1	
		Total: _____/5	
QUESTION 3: SHORT ANSWERS			
3.1.	Any two: Brushing teeth/ washing hands/ bathing daily/ clean clothes etc	2	
3.2.	It helps build self-confidence and encourages personal growth.	2	
3.3.	Not touching others without their permission/ don't make fun of someone's appearance/ never hurt anyone physically/ don't invade someone's personal space etc.	2	
3.4.	Learners own response e.g. Conflict: Two students want to use the same computer. Useful response: They can take turns or use a timer to share the computer fairly.	3	
		Total: _____/9	
QUESTION 4: PARAGRAPH WRITING			
4.	<ul style="list-style-type: none"> Example of less successful experience: I didn't do well on a math test. Strength: I am good at asking questions. Positive learning experience: I can ask my teacher for extra help and practice more at home to improve my math skills. 	4	
		Total: _____/4	
QUESTION 5: CASE STUDY			
5.1.	Importance: To ensure a peaceful and productive learning environment.	2	
5.2.	Strategies: Listening to others, staying calm and patient.	2	
5.3.	Improvement: It allows for better cooperation and understanding among group members.	2	
		Total: _____/6	
		GRAND TOTAL: _____/30	

DesigningMinds

5

- Personal strengths and strengths of others
- How to care and respect own body and others' body
- Dealing with conflict

Test Total: 30
7 Pages



Grade 4 Life Skills PSW Term 1 Test 2

VRAAG 1: LITERÊRE/ NIE-LITERÊRE TEKS (15)

I. Lees die teks en beantwoord die vrae wat volg.

Woord	Betekenis
troeteldierwinkel	pet shop
dorp	town
kleurryke	colourful
verskillende	different
glinsterende	shiny
opwindig	excitement
kwetter	happily
toonbank	counter
speelgoed	toys

Die Troeteldierwinkel

Daar is 'n troeteldierwinkel in die dorp.

Dit het kleurryke plakkate van verskillende diere in die vensters.

Binne is daar hokke met hase, wat rondspring en aan wortels knaag.

Daar is ook 'n akwarium met glinsterende vissies wat ronddryf.

In 'n ander hoek is daar hondjies van alle grotes en rasse, wat blaf en spring opwindig.

Teen die agterste muur is daar voëlhokke met pragtige voëls wat vrolik kwek.

By die toonbank is daar 'n vriendelike dame wat klante help.

Sy vertel hulle van die diere en hoe om goed vir hulle te sorg.

Sy stel ook die beste kos en speelgoed vir die troeteldiere voor.



II. Wat is die titel van die storie?

© DesigningMinds2025

- Personal strengths and strengths of others
- How to care and respect own body and others' body
- Dealing with conflict

MEMORANDUM GR4 LS PSW TERM 1 TEST 2

QUESTION	ANSWER	MARKS	LEARNER MARK
QUESTION 1: FILL IN THE BLANKS			
1.1.	Strengths	1	
1.2.	Learning	1	
1.3.	Weaknesses	1	
1.4.	Success	1	
1.5.	Achievements	1	
		Total: ____/5	
QUESTION 2: COLUMN MATCH			
2.1.	d) Protecting your personal space	1	
2.2.	c) Keeps you fit and active	1	
2.3.	a) Avoids harming your body	1	
2.4.	b) Treating others with kindness	1	
2.5.	e) Can damage your body	1	
		Total: ____/5	
QUESTION 3: TRUE OR FALSE			
3.1.	False	1	
3.2.	True	1	
3.3.	False	1	
3.4.	True	1	
3.5.	True	1	
		Total: ____/5	
QUESTION 4: SHORT ANSWERS			
4.1.	Any suitable answer: Fighting over a toy or not sharing books.	1	
4.2.	Any suitable answer: Walk away or talk to a teacher.	1	
4.3.	To show respect and understand their feelings.	1	
4.4.	Any suitable answer: Talk to a trusted adult or teacher.	1	
4.5.	Any suitable answer: Listen carefully and talk calmly.	1	
		Total: ____/5	
QUESTION 5: CASE STUDY			
5.1.	Ted stepped on Mark's new shoes and made them dirty.	1	
5.2.	Mark shouted at Ted in front of their classmates.	1	
5.3.	Ted felt embarrassed and sad.	1	
5.4.	Mark could have spoken to Ted privately and explained how he felt.	2	
5.5.	Talk to Mark calmly and explain how the shouting made me feel.	2	

DesigningMinds2025

5

True False

3.4. You can learn from your strengths

True False

3.5. Reading stories about role models

True False

QUESTION

4. Answer the following questions in o

4.1. What is one example of a conflict at

4.2. Name one way you can avoid confli

4.3. Why is it important to respect someone else's opinion during a disagreement? (1)

4.4. What should you do if you feel unsafe in a conflict situation? (1)

4.5. Name one strategy for solving conflict peacefully. (1)

(5)



DesigningMinds2025

3

Test Total: 30
6 Pages

Dm

Grade 4 History Term 1 Test 1

QUESTION 1: MULTIPLE CHOICE

1. Underline the correct answer.
- 1.1. What is local history? (1)
 a) The history of the world
 b) The history of a specific area or community
 c) The history of ancient civilizations
- 1.2. Which of the following is a source of historical information? (1)
 a) Television shows
 b) Video games
 c) Old photographs
- 1.3. What can you learn from interviewing an older person in your community? (1)
 a) Future predictions
 b) Stories about the past
 c) Science fiction
- 1.4. Objects from the past are called: (1)
 a) Documents
 b) Artifacts
 c) Novels
- 1.5. Which of the following is NOT a type of historical information? (1)
 a) Stories
 b) Advertisements
 c) Objects

QUESTION 2: TRUE OR FALSE

2. Say whether the following are True or False. Write your answer in the space provided.

- 2.1. Pictures can provide information about what life was like in the past.

- 2.2. Written records are not important for understanding local history.

- 2.3. Oral history involves collecting information through stories and interviews.

DesigningMinds2025

- Local history
- Information from pictures
- Information from writing
- Information from stories and interviews with people
- Information from objects

QUESTION 4: COLUMN MATCH

4. Match the following sources of historical information with what they can tell us. Write your answer in the table below.

Source of information	What it tells us
4.1. Pictures	a) Stories about the past
4.2. Writing	b) Visual details of people/places
4.3. Stories/ Interviews	c) Facts, dates, and events
4.4. Objects	d) Technology and daily life

4.1.	4.2.	4.3.	4.4.
------	------	------	------

(4)

QUESTION 5: WRITING

5. Explain how you would collect information about an old school building in your local area. (4)

(4)

GRAND TOTAL: 25

QUESTION 3: SHORT ANSWER

3. Answer the following questions.
- 3.1. Name TWO sources of information from your local area.

- 3.2. How can old photographs help us learn about the past?

3.3. What is one way to find out about the history of your local area?

3.4. Why is it important to study local history? (1)

3.5. What kind of information can you get from artifacts? (2)

(7)

DesigningMinds2025

3

Test Total: 25
 7 Pages

Dm

Grade 4 History Term 1 Test 2

QUESTION 1: FILL IN THE BLANKS

1. Complete the sentences with the correct word from the box.

pictures, stories, artifacts, interviews, writing

- 1.1. _____ can show us what life looked like in the past. (1)
- 1.2. Speaking to older people and asking them questions is called _____. (1)
- 1.3. Diaries and letters are examples of _____. (1)
- 1.4. Objects like old tools and clothing are called _____. (1)
- 1.5. _____ from the past can help us understand traditions and events. (1)

(5)

QUESTION 2: IDENTIFY THE METHOD

2. Read each description and write the correct method of finding information in the space provided. Use these words to help you (You may use a word more than once): Objects, pictures, writing, interview.

2.1. A person talking to an older community member:



2.2. Looking at photographs of an historical event:



2.3. Reading an old diary written by someone who lived long ago:



2.4. Examining a piece of old pottery found at an archaeological site:



2.5. Studying a map drawn hundreds of years ago:



DesigningMinds2025

MEMORANDUM GR4 HISTORY TERM 1 TEST 2

QUESTION	ANSWER	MARKS	LEARNER MARK
QUESTION 1: FILL IN THE MISSING WORD			
1.1.	Pictures	1	
1.2.	Interviews	1	
1.3.	Writing	1	
1.4.	Artefacts	1	
1.5.	Stories	1	
		Total: _____/5	
QUESTION 2: IDENTIFY THE METHOD			
2.1.	Interview	1	
2.2.	Pictures	1	
2.3.	Writing	1	
2.4.	Objects	1	
2.5.	Writing	1	
		Total: _____/5	
QUESTION 3: SHORT ANSWERS			
3.1.	To get a full picture and understand history better.	2	
3.2.	Any two of the following: tools/ objects/ photographs/ clothing/ jewellery/ buildings/ fossils/ bones/ coins	2	
3.3.	To make it clear and easy to follow.	1	
3.4.	Personal experiences and stories about past events.	1	
3.5.	Example: A story about how the first school in the area was built.	1	
		Total: _____/7	
QUESTION 4: CASE STUDY			
4.1.	Old photo, grandmother's stories.	2	
4.2.	She can share personal experiences about the past.	2	
4.3.	It shows what the school looked like.	1	
4.4.	She should start writing and arranging her project.	1	
4.5.	It helps to present the information clearly and logically.	2	
		Total: _____/8	
		GRAND TOTAL: _____/25	

DesigningMinds2025

5

QUESTION

3. Answer the following questions.

3.1. Why is it important to collect information for a project?

3.2. Name two objects that can teach us about the past.

3.3. What is the purpose of organizing information?

3.4. What kind of information can you get from a story?

3.5. Give one example of how a story can be used in a project.

(7)

QUESTION 4: CASE STUDY

4. Read the case study and answer the questions.

Lerato is doing a history project about her local area. She found an old photo of her town's first school. She also spoke to her grandmother, who told her stories about how children walked long distances to school. Lerato collected a letter from a teacher who worked there many years ago. She plans to organize the photos, stories, and letters into her project.



4.1. What two sources of information did Lerato use for her project? (2)

4.2. Why is it helpful to speak to her grandmother? (2)

DesigningMinds2025

3

- Local history
- Information from pictures
- Information from writing
- Information from stories and interviews with people
- Information from objects

Test Total: 25
6 Pages



Grade 4 Geography Term I Test I

QUESTION 1: MULTIPLE CHOICE

1. Underline the correct answer.
- 1.1. What is local history? (1)
 a) The history of the world
 b) The history of a specific area or community
 c) The history of ancient civilizations
- 1.2. Which of the following is a source of historical information? (1)
 a) Television shows
 b) Video games
 c) Old photographs
- 1.3. What can you learn from interviewing an older person in your community? (1)
 a) Future predictions
 b) Stories about the past
 c) Science fiction
- 1.4. Objects from the past are called: (1)
 a) Documents
 b) Artifacts
 c) Novels
- 1.5. Which of the following is NOT a type of historical information? (1)
 a) Stories
 b) Advertisements
 c) Objects
- (5)

QUESTION 2: TRUE OR FALSE

2. Say whether the following are True or False. Write your answer in the space provided.

2.1. Pictures can provide information about what life was like in the past. (1)

2.2. Written records are not important for understanding local history. (1)

2.3. Oral history involves collecting information through stories and interviews. (1)

QUESTION 4: COLUMN MATCH

4. Match the following sources of historical information with what they can tell us. Write your answer in the table below.

Source of information	What it tells us
4.1. Pictures	a) Stories about the past
4.2. Writing	b) Visual details of people/places
4.3. Stories/ Interviews	c) Facts, dates, and events
4.4. Objects	d) Technology and daily life

4.1.	4.2.	4.3.	4.4.
------	------	------	------

(4)

QUESTION 5: WRITING

5. Explain how you would collect information about an old school building in your local area. (4)

2.4. Artifacts can tell us about the technology used by people in the past. (1)

2.5. You can only learn about history from books. (1)

(5)

QUESTION 3: SHORT ANSWERS

3. Answer the following questions.

3.1. Name TWO sources of information you can use to learn about the history of your local area. (2)

3.2. How can old photographs help us understand the past? (1)

3.3. What is one way to find out about the history of a building in your local area? (1)

3.4. Why is it important to study local history? (1)

3.5. What kind of information can you get from artifacts? (2)

(7)

(4)
 GRAND TOTAL: 25

4


- People and places (Places to live, work, buildings, roads and footpaths)
- Landmarks and explaining the way (Identifying landmarks, explaining how to get from one place to another)
- People and their needs (water, food, shelter, health care, energy)

Test Total: 25
 8 Pages

Grade 4 Geography Term I Test 2

QUESTION 1: SOURCE BASED: JOB RECOGNITION

1. Have a look at the following images and answer the questions that follow.



- 1.1. Have a look at image 1.
 a) What job is this person doing? (1)

 b) Where is this person most likely working? (1)

 c) Why is the work of a farmer important for people? (1)

- 1.2. Have a look at image 2.
 a) What job is the person doing in this picture? (1)

 b) What kind of building is this person working in? A school, a factory, or a hospital? (1)

- 1.3. Have a look at image 3.
 a) Where is this person working? (1)

 b) How does the work of a doctor help people? (1)

DesigningMinds2025

2

MEMORANDUM GR4 GEOGRAPHY TERM I TEST 2

QUESTION	ANSWER	MARK	LEARNER MARK
QUESTION 1: SOURCE BASED			
1.1.	a) Farmer b) Farm c) A farmer grows food that people eat. Without farmers, there would be no crops for people to eat, and they help feed the community.	3	
1.2.	a) The person is a teacher. b) The person is working in a school.	2	
1.3.	a) Hospital/ clinic b) A doctor helps people by taking care of their health. They diagnose and treat illnesses, which helps people feel better and stay healthy.	2	
		Total: _____/7	
QUESTION 2: CASE STUDY			
2.1.	Farm, Village, Town, City	2	
2.2.	School, Clinic, Shops	2	
2.3.	Riverdale	1	
2.4.	The rolling hills.	1	
2.5.	1 mark for each of the following: <ul style="list-style-type: none"> Learner shows the main road connecting Willow Creek and 	6	

QUESTION 2: CASE STUDY

2. Read the passage below and answer the questions.

The small village of Willow Creek is surrounded by rolling hills. It has a few buildings, such as a school, a clinic, and a few small shops. There are also houses where families live. Nearby, there are farms where people grow crops and raise animals. The main road that runs through Willow Creek connects it to the town of Riverdale, which is about 10 km away. The town has more buildings, including a train station, offices, and a few factories.

- 2.1. Name two types of places where people live. (2)

- 2.2. What are two buildings found in Willow Creek? (2)

- 2.3. What is the name of the nearest town? (1)

- 2.4. Identify one landmark in Willow Creek. (1)

- 2.5. Draw and label a map to show the route from Willow Creek to Riverdale, including one landmark. (6)
 Your map should:
- Show the main road connecting Willow Creek and Riverdale.
 - Include the rolling hills around Willow Creek.
 - Label Willow Creek and Riverdale clearly.
 - Add at least one landmark, such as the school or train station.
 - Use a key to show symbols for the road, buildings, and natural features.

DesigningMinds2025

3

in station.
and natural

od is needed
n from

Total: _____/14

4

6

- People and places (Places to live, work, buildings, roads and footpaths)
- Landmarks and explaining the way (Identifying landmarks, explaining how to get from one place to another)
- People and their needs (water, food, shelter, health care, energy)

Test Total: 25
8 Pages



Grade 4 NST Term I Test I

QUESTION 2: ANIMAL CLASSIFICATION

2.1 Look at the animals below and identify and classify them into two groups: mammals and reptiles. Fill out the table.

Cat Snake Elephant Turtle

Mammals	Reptiles

[4]

QUESTION 3: ANIMAL HABITATS

3.1 Choose one animal from Question 1 and describe its habitat. Include details about the environment it lives in and any specific adaptations it has for that habitat.

QUESTION 4: LIVING AND NON LIVING

4.1 Classify the following objects into "Living" or "Non-living":

- a) Dog _____
- b) Rock _____
- c) Tree _____
- d) Car _____
- e) Fish tank _____

DesigningMinds2025

QUESTION 5: LABELING A PLANT

5. Label the parts of a plant in the



- a) _____
- b) _____
- c) _____
- d) _____

[4]

DesigningMinds2025

4

QUESTION 6: COLUMN MATCH

6. Match the column. Match the word to its function. Write your answers in the box below.

Word	Function
6.1. Root	a) Photosynthesis, where the plant makes food using sunlight.
6.2. Stem	b) Absorbs water and nutrients from the soil.
6.3. Leaves	c) Reproduction, produces seeds for new plants.
6.4. Flower	d) Supports the plant and transports water and nutrients.

6.1.	6.2.	6.3.	6.4.
------	------	------	------

[4]

GRAND TOTAL: 25

DesigningMinds2025

5

- People and places (Places to live, Living and non-living things)
- structure of plants and animals
- what plants need to grow
- habitats of animals
- structures for animal shelters

Test Total: 25
6 Pages



Grade 4 NST Term I Test 2

SECTION A: LIVING AND NON-LIVING THINGS

QUESTION 1: FILL IN THE MISSING WORDS

1. Use the words in the box to complete the sentences.

grow, breathe, non-living, water, move, living

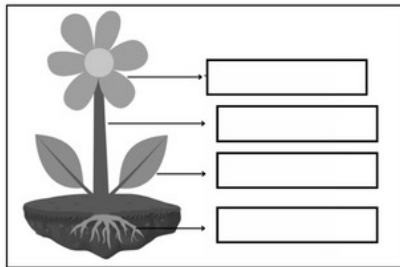
- 1.1. Living things need _____ to survive. (1)
 1.2. _____ things do not grow or reproduce. (1)
 1.3. All living things _____, reproduce, and respond to their environment. (1)
 1.4. Animals can _____ from one place to another. (1)
 1.5. A brick is an example of a _____ thing. (1)

(5)

SECTION B: STRUCTURE OF PLANTS

QUESTION 2: LABEL THE DIAGRAM

2. Below is a diagram of a plant. Label the parts of the plant: root, stem, leaf, flower.



DesigningMinds2025

SECTION D:

QUESTION

4. Match the animal in Column A letter in the grid below.

COLUMN A

4.1. Fish



4.2. Tiger




4.3. Frog




4.4. Penguin



4.5. Camel



d) Desert



e) Ice/snow



4.1.

4.2.

4.3.

4.4.

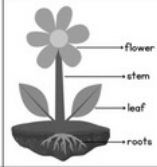
4.5.

(5)

DesigningMinds2025

4

MEMORANDUM GRADE 7 NS TERM I TEST 2

QUESTION	ANSWER	MARKS	LEARNER MARK
QUESTION 1: FILL IN THE MISSING WORDS			
1.1.	Water	1	
1.2.	Non-living	1	
1.3.	Breathe	1	
1.4.	Move	1	
1.5.	Non-living	1	
		Total: ____/5	
QUESTION 2: LABEL THE DIAGRAM			
2.1.		4	
		Total: ____/4	
QUESTION 3: TRUE OR FALSE			
3.1.	True	1	
3.2.	False	1	
3.3.	True	1	
3.4.	False	1	
3.5.	False	1	
		Total: ____/5	
QUESTION 4: COLUMN MATCH			
4.1.	c) Ocean	1	
4.2.	a) Forest	1	
4.3.	b) Pond	1	
4.4.	e) Ice/snow	1	
4.5.	d) Desert	1	
		Total: ____/5	
QUESTION 5: SHORT QUESTIONS			
5.1.	To help them move from one place to another.	1	
5.2.	Any suitable answer: A bird (e.g., eagle) uses its wings to fly.	2	
5.3.	A hard shell protects a turtle's body.	1	
5.4.	Fur and feathers keep animals warm.	1	
5.5.	Fish use gills to breathe underwater.	1	
		Total: ____/6	
		GRAND TOTAL: ____/25	

DesigningMinds2025

6

- People and places (Places to live, Living and non-living things)
- structure of plants and animals
- what plants need to grow
- habitats of animals
- structures for animal shelters

Test Total: 25
7 Pages



Grade 4 Mathematics Term I FAT

GRADE 4 MATHEMATICS — TERM I FORMAL ASSESSMENT TASK (FAT)

Name: _____ Marker: _____
Date: _____
Term: I
Total Marks: 50

Instructions

- Write your name and date in the space provided.
- No calculators may be used.
- Show all working out.
- Try your best.
- Good luck!

Content Area	Question	Marks
Mental Maths & Number Concepts	1	
Number Sentences & Properties	2	
Addition & Subtraction	3	
Multiplication	4	
Problem Solving (Context)	5	
TOTAL		

Cognitive Level	Description	Marks
Lower Order	Recall, identify, order	18
Middle Order	Calculate, apply strategies	22
Higher Order	Solve problems, explain thinking	10
TOTAL		50



- Mental Maths
- Number sentences & Properties
- Addition & Subtraction
- Multiplication
- Problem solving

- c) Each notebook costs R5.
The total cost of the notebooks is R60.
Write a number sentence to show how many notebooks were bought. (1)



(12)

QUESTION 3: ADDITION AND SUBTRACTION

3. Answer the following addition and subtraction questions.

- 3.1. Estimate the answer by rounding to the nearest 100. (1)

$6423 - 2198$ rounded is _____

3.2. Use the number line below to help you answer the following:

$900 - 350 =$ (1)



3.3. Calculate:

- a) $4\ 375 + 2\ 468 =$ (2)

- b) $8\ 204 - 3\ 879 =$ (2)



4

QUESTION 1: MENT

1. Answer the following questions.

- 1.1. Count in 50s from 1 000 to 1 600.

- 1.2. Write the smallest number:

$4\ 506$; $4\ 650$; $4\ 560$; $4\ 605$

- 1.3. Write the largest number:

$8\ 219$; $8\ 291$; $8\ 129$; $8\ 912$

- 1.3. Read each statement and place a cross next

a) $7\ 345$ is an odd number.

True False



b) $6\ 000 + 0 = 6\ 000$ (1)

True False

1.5. What is the value of the 5 in $45\ 732$? (1)

1.6. Place these numbers in ascending order: (1)

$6\ 671$ $6\ 761$ $7\ 751$ $6\ 167$ $8\ 651$

1.7. Round off the following numbers:

a) Round off to the nearest 10: 23 _____ (1)

b) Round off to the nearest 100: 755 _____ (1)

c) Round off to the nearest 1 000: $8\ 099$ _____ (1)

1.8. What is the next odd number after 453 ? _____ (1)

(12)



2

Test Total: 50
11 Pages



Grade 4 Mathematics Term I FAT Assignment

GRADE 4 MATHEMATICS – TERM I FORMAL ASSESSMENT TASK (ASSIGNMENT)

Name: _____ Marker: _____
Date: _____
Duration: 3 hours
Total Marks: 50

Instructions

- Write your name and date in the space provided.
- No calculators may be used.
- This assignment may be used in more than one lesson.
- Show all working out.

Content Area	Question	Marks
Number Concepts & Mental Maths	Question 1	10
Number Sentences & Properties	Question 2	10
Addition & Subtraction	Question 3	10
Multiplication	Question 4	10
Problem Solving & Reasoning	Question 5	10
TOTAL		50

Cognitive Level	Marks	%
Lower Order	15	30%
Middle Order	25	50%
Higher Order	10	20%
TOTAL	50	100%



- Mental Maths
- Number sentences & Properties
- Addition & Subtraction
- Multiplication
- Problem solving

4.3. A packet contains 18 stickers.
How many stickers are there in 6 packets?
Show your working.



(3)

(10)

QUESTION 5: PROBLEM SOLVING & REASONING

5.1 A school buys 9 boxes of chalk. Each box costs R15.
How much money is spent altogether?
Show your working.

(2)



5.2. Mark has 18 marbles. Lebo has 6 marbles.

a) Complete the sentence:

Mark has _____ times as many marbles as Lebo.



(1)

b) Explain how you worked it out.

(1)

QUESTION 1: NUMBE

1. Answer the following questions.

1.1 Count in 25s from 500 to 700.

1.2 Write the smallest number:

9 201 ; 9 102 ; 9 021 ; 9 210

1.3 Write the largest number:

6 804 ; 6 480 ; 6 084 ; 6 840

1.3 Read each statement and place a cross next to TRUE or FALSE:

a) 8 406 is an even number.

True False

(1)

b) $6\ 000 + 674 = 6\ 476$

True False

(1)

1.5 What is the value of the 7 in 75 067?

(1)

1.6 Place these numbers in descending order:

6 431 6 441 7 454 6 467 8 641

(1)

1.7 Round off the following numbers:

a) Round off to the nearest 100. 65 _____

(1)

b) Round off to the nearest 1 000. 6 705 _____

(1)

(10)

2



6

Test Total: 50

11 Pages

